

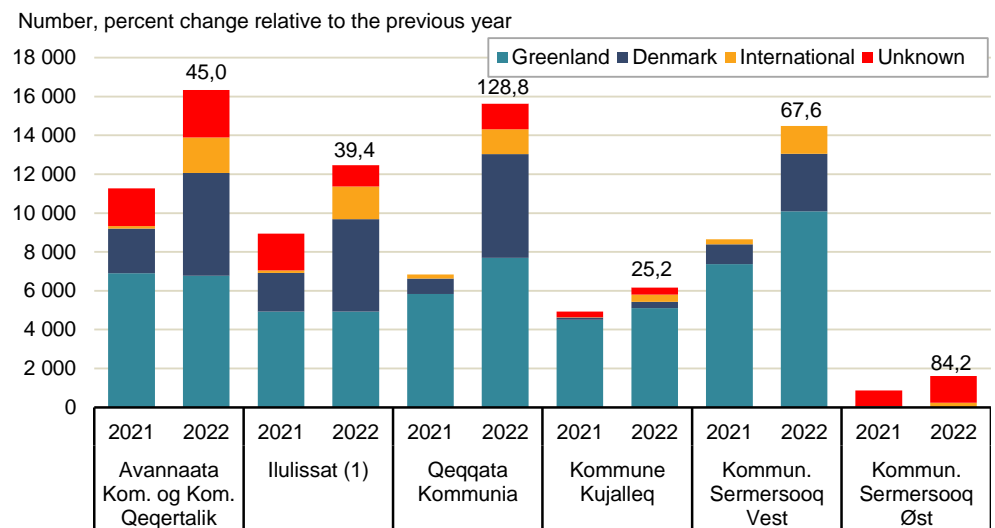
## Hotels guests and overnight stays in the 1st half year of 2022

### Overview

The 1<sup>st</sup> half year of 2022 count of hotel guests and overnight stays showed an increase in the number of guests and an increase in overnight stays in all of Greenland compared to the 1<sup>st</sup> half year of 2021.

In the 1<sup>st</sup> half year of 2022 there were a total of 54,261 hotel guests and 139,943 overnight stays across the 55 hotels, hostels and other tourist accommodations in Greenland that Statistics Greenland receives reports from. The number of overnight guests saw an increase of 66.6 pct. Whereas the number of overnight stays saw a rise of 40,0 pct., as compared to the same period of 2021.

**Figure 1. Number of guests, 1<sup>st</sup> half year of 2021-2022**



Source: Statistics Greenland – see the figures in the Stat bank [bank.stat.gl/TUEHOT](http://bank.stat.gl/TUEHOT)

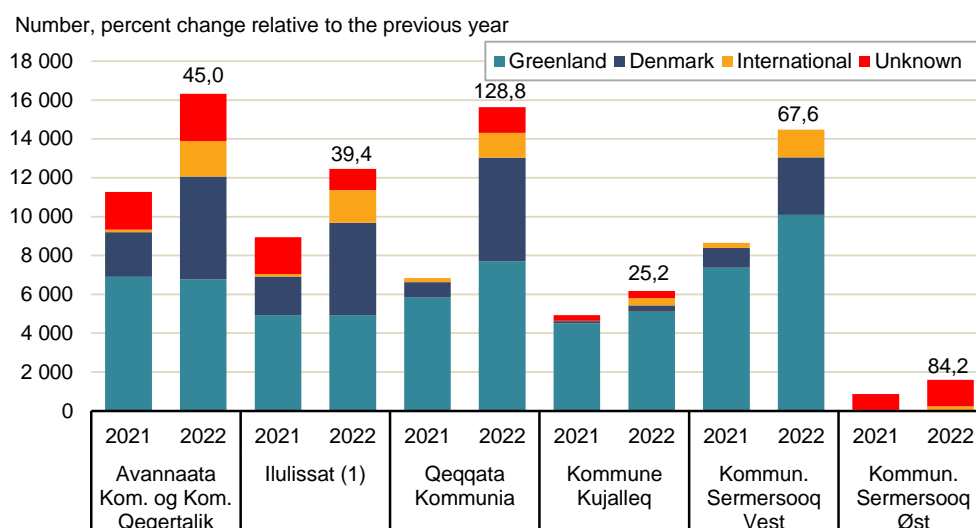
**Table 1. Number of guests, 1<sup>st</sup> half year of 2021-2022**

	2021	2022	% variation
Greenland .....	24.679	29.679	20,26
Denmark .....	4.227	13.910	229,07
International .....	607	5.132	745,47
Unknown .....	3.050	5.540	81,64
<b>Total .....</b>	<b>32.563</b>	<b>54.261</b>	<b>66,6</b>

Source: Statistics Greenland – see the figures in the Stat bank [bank.stat.gl/TUEHOT](http://bank.stat.gl/TUEHOT)

## Number of guests in the 1<sup>st</sup> half year of 2022

The number of overnight guests increase with 66.6 pct. compared to 2021. The biggest change was seen in Qeqqata Kommunia where the number of overnight guests increased with 128.8 pct.

**Figure 2. Number of guests by region, 1<sup>st</sup> half year of 2021-2022**

Source: Statistics Greenland – see the figures in the Stat bank [bank.stat.gl/TUEHOT](http://bank.stat.gl/TUEHOT)

(1) Ilulissat is counted as part of Qaasuitsup Kommunia.

International: includes guest resident in foreign countries.

## Overnight stays in 2021-2022

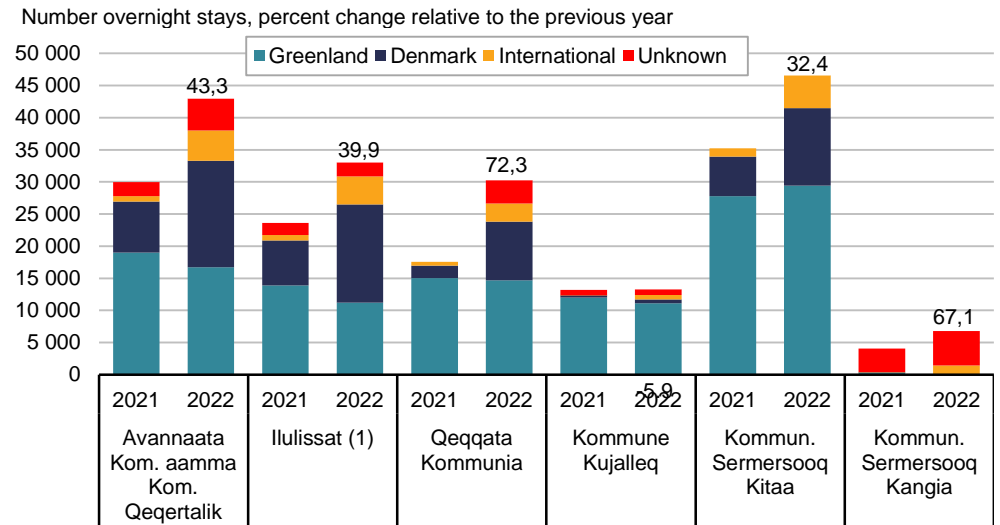
The number of overnight stays in the 1<sup>st</sup> year of 2022 saw an increase of 40.0 pct. compared to 2021. The biggest change was in Qeqqata Kommunia where the number of overnight stays with increased 72.3 pct.

**Table 2. Number of overnight stays, 1<sup>st</sup> half year of 2021-2022**

	2021	2022	% variation
Greenland .....	74.137	71.993	-2,89
Denmark .....	16.451	38.368	133,23
International .....	2.734	14.735	438,95
Unknown .....	6.661	14.847	122,89
<b>Total .....</b>	<b>99.983</b>	<b>139.943</b>	<b>40,0</b>

Source: Statistics Greenland – see the figures in the Stat bank [bank.stat.gl/TUEHOT](http://bank.stat.gl/TUEHOT)

**Figure 4. Number of overnight stays by region, 1<sup>st</sup> half year of 2021-2022**



Source: Statistics Greenland – see the figures in the Stat bank [bank.stat.gl/TUEHOT](http://bank.stat.gl/TUEHOT)

(1) Ilulissat is counted as part of Qaasuitsup Kommunia.

International: includes guest resident in foreign countries.

## Remarks

*Statistics Greenland* receives data from most of the accommodations in Greenland, and for the biggest hotels. The figures are preliminary, and they might change when *Statistics Greenland* receive missing reports or corrections.

*Statistics Greenland* has a continuously collaboration with Visit Greenland in regard to uncovering the total bed capacity in Greenland. This includes continuous detection of new accommodations and hotels. The estimated share of covered bed capacity can be seen in table a1.

**Table A1. Covered bed capacity 1st half year of 2022**

	Avannaata Kom. and Kom. Qeqertalik	Ilulissat (1)	Qeqqata Kommunia	Kommune Kujalleq	Kommun. Sermersooq West	Kommun. Sermersooq East	Totally
Covered bed capacity	134.680	94.276	84.812	76.076	132.860	44.408	567.112
Total bed capacity	156.156	105.560	97.916	78.806	156.702	46.956	642.096
Pct covered	86%	89%	87%	97%	85%	95%	88%

Source: Statistics Greenland and Visit Greenland

Small corrections have been made in the 2017 – definitions of the “*Unknown*” and “*Other countries*” categories, as compared to earlier years. In previous data releases, guests with unknown residency are included in “*Other countries*”. As of 2017, the “*Unknown*” category is used for guests with unknown residency.

Due to reports late arrival, there are approx. 3.8 pct. of the guests and 4.8 pct. of the overnights estimated based on figures for the same period 2021. The existing estimation algorithm has been reworked based on learnings from the COVID-19 counts.

---

### Signatur forklaring:

- ... Oplysninger foreligger ikke
- .. Oplysninger for usikre til at angives eller diskretionshensyn
- . Tal kan efter sagens natur ikke forekomme
- 0 Mindre end halvdelen af den anvendte enhed
- Nul
- \* Foreløbigt eller anslået tal

Eventuel henvendelse

Ane Louise Brandt

E-mail: [alob@stat.gl](mailto:alob@stat.gl)

Tourism

Grønlands Statistik  
Postboks 1025 · 3900 Nuuk  
Tlf.: +299 34 56 49  
[www.stat.gl](http://www.stat.gl) · e-mail: [stat@stat.gl](mailto:stat@stat.gl)

